

Gold Mining Tools

Most prospectors only had a few tools. Miners usually didn't have much money, and tools bought in a store were very expensive! Here are some typical tools of the trade:

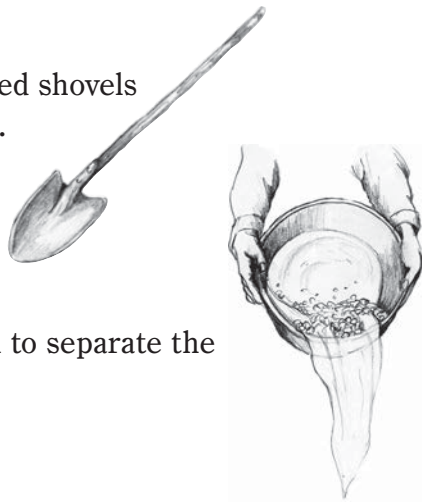
Pick

The pick was used to break up pieces of rock.



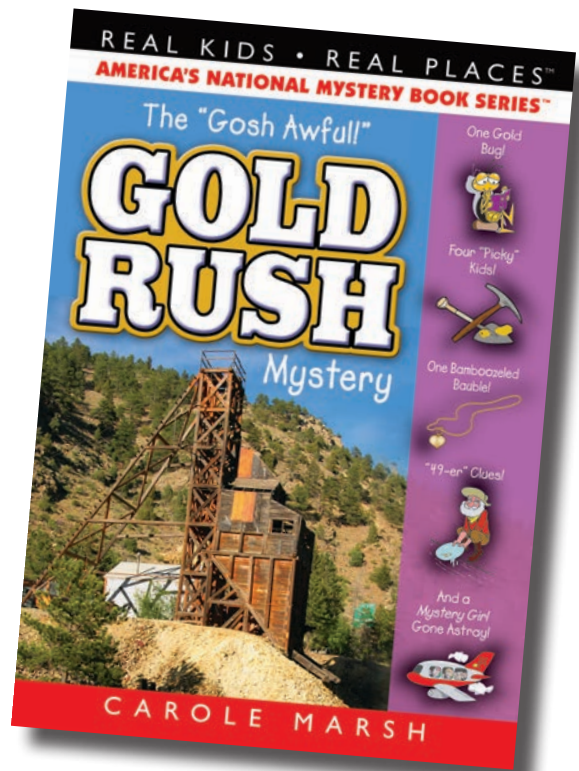
Shovel

Miners used round-nosed shovels to move dirt and gravel.



Pan


Prospectors used a pan to separate the gold from the dirt.



Rocker Box or Cradle

Piles of dirt were washed in a rocker box, which was also known as a cradle. After

pouring water over the dirt, a miner rocked the cradle back and forth to separate the gold from the dirt.



Sluice Box

A sluice box was a long trough used to wash gold from large amounts of dirt. After the dirt was washed with running water, gold sank to the bottom of the sluice. The gold was trapped there

by wooden ridges. A large sluice box was known as a "long tom." It was 12 to 15 feet long.

